

Non Standard Times Illustrated

PLUG - IN WALL SOCKET TIMER

SOLID STATE 120 VAC 3 PRONG RECEPTACLE

15 AMPERE RATING

Series 846K – PROGRAMMABLE RECYCLE

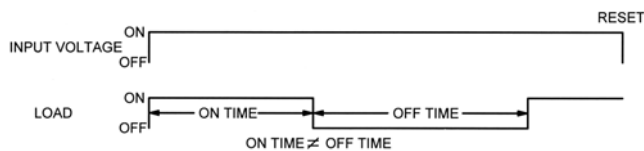
CMOS DIGITAL CIRCUITRY

- LEDS Monitor Input and Output
- Tamper Proof
- No False Operate
- SPST/NO Relay Output
- Size – 4 17/32" x 2 1/4" x 3 1/8"
- Weight – approximately 5.5 oz.
- Rugged
- Transient Protected to 3000V

Application of input voltage starts timing and turns the load ON. The load remains ON for the preset time and then turns OFF and remains OFF for the preset OFF time. Cycling ON/OFF will continue until power is removed. The ON & OFF times are independently adjustable. Interruption of the input voltage resets the time to T = 0.

Control the timing of high power electric heaters, lamps, transformers and other high current loads rated less than 15 amps Resistive. CMOS digital circuitry is combined with high current output relay contacts. P/C board and internal components are fully enclosed in a flame retardant molded housing, fitted with a 3 prong male plug for input power and a 3 terminal single 120 VAC female convenience outlet for connection to the load. Available in standard AC and DC voltages. Fixed or adjustable timing from .1 seconds to 24 hours.

TIMING DIAGRAM



SPECIFICATIONS

1. Repeat Accuracy: $\pm 0.25\%$
2. Combined Effect of Temperature and Voltage upon Repeat Accuracy: $\pm 2\%$ of Setting
3. Reset Time: 150 ms.
4. Operating Voltage Tolerance: $\pm 20\%$
5. Load Current: 15 Amps Resistive at 120VAC
6. Dielectric Strength: 1500 VRMS
7. Insulation Resistance: 100 Megohms Min.
8. Input Transient Protection: 3000V 120V UNITS
9. Temperature Ambients: Operating -40°C to +70°C Storage -55°C to +85°C
10. Humidity-Operating: 95% Relative
11. Timing Tolerance: $\pm 9\%$ + Tolerance of Rt Std., $\pm 5\%$ Special (Fixed)

HOW TO ORDER 846K – (T1) (T2) (V) (P1) (P2)

SERIES	(T1) = ON TIME RANGE	(T2) = OFF TIME RANGE	(V)=VOLTAGE	(P1) = ON TIME OPTIONS, (P2) = OFF TIME OPTIONS
846K	1 = 1 - 10 SEC.	1 = 1 - 10 SEC.	1 = 12VDC	*C – FACTORY FIXED INTERNAL R – INTERNAL POTENTIOMETER WITH THRU SHAFT S – INTERNAL POTENTIOMETER WITH SCREWDRIVER SLOT <div style="border: 1px solid black; padding: 5px; text-align: center;"> * For Fixed Time Specify The Value In Seconds, Minutes, Or Hours </div>
	L = 2 - 20 SEC.	L = 2 - 20 SEC.	2 = 24VDC	
	J = 3 - 30 SEC.	J = 3 - 30 SEC.	3 = 48VDC	
	M = 6 - 60 SEC.	M = 6 - 60 SEC.	4 = 24VAC	
	2 = 10 - 100 SEC.	2 = 10 - 100 SEC.	5 = 120VAC	
	K = 12 - 120 SEC.	K = 12 - 120 SEC.		
	F = 20 - 180 SEC.	F = 20 - 180 SEC.		
	E = 30 - 300 SEC.	E = 30 - 300 SEC.		
	3 = 50 - 1000 SEC.	3 = 50 - 1000 SEC.		
	4 = 0.1 - 10 MIN.	4 = 0.1 - 10 MIN.		
	G = 0.3 - 30 MIN.	G = 0.3 - 30 MIN.		
	H = 0.6 - 60 MIN.	H = 0.6 - 60 MIN.		
	5 = 1 - 100 MIN.	5 = 1 - 100 MIN.		
V = 3 - 300 MIN.	V = 3 - 300 MIN.			
6 = 10 - 1000 MIN.	6 = 10 - 1000 MIN.			
D = 1 - 24 HRS.	D = 1 - 24 HRS.			
				MADE IN USA

EXAMPLE P/N: 846K-455RR This is a PLUG-IN RECYCLE 15A Rated Timer with an adjustable .1-10 MINUTE ON TIME and a 1-100 MINUTE adjustable OFF TIME. The INPUT VOLTAGE is 120 VAC. The internal time adjust potentiometers have thru shafts.

AMERICAN CONTROL PRODUCTS
 A DIV. OF PRECISION TIMER CO., INC.
 47 WESTBROOK INDUSTRIAL PARK ROAD
 WESTBROOK, CT. 06498

PHONE: (860)399-6253
 EMAIL: info@precisiontimer.com

FAX: (860)399-5619
 Web Site: precisiontimer.com

TECHNICAL BULLETIN

SOLID STATE TIMING MODULE

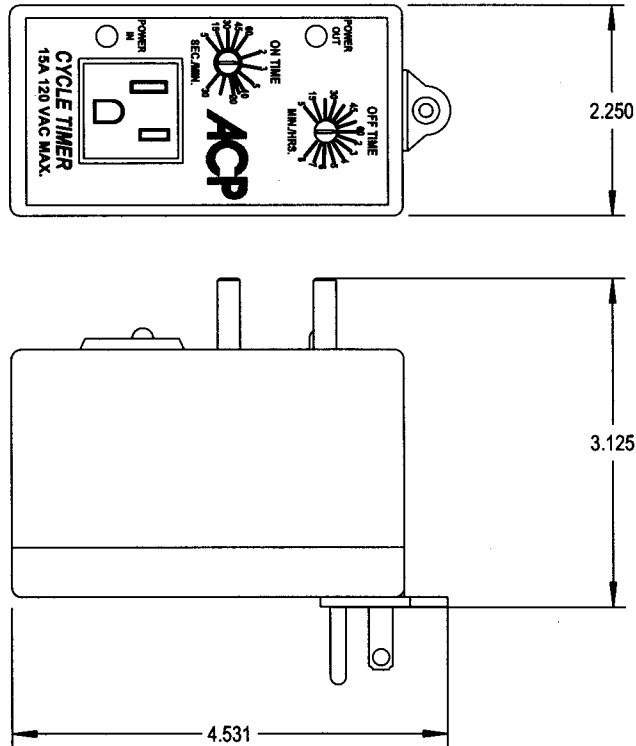
PAGE 1
 OF 2

DATE
 1-14-04

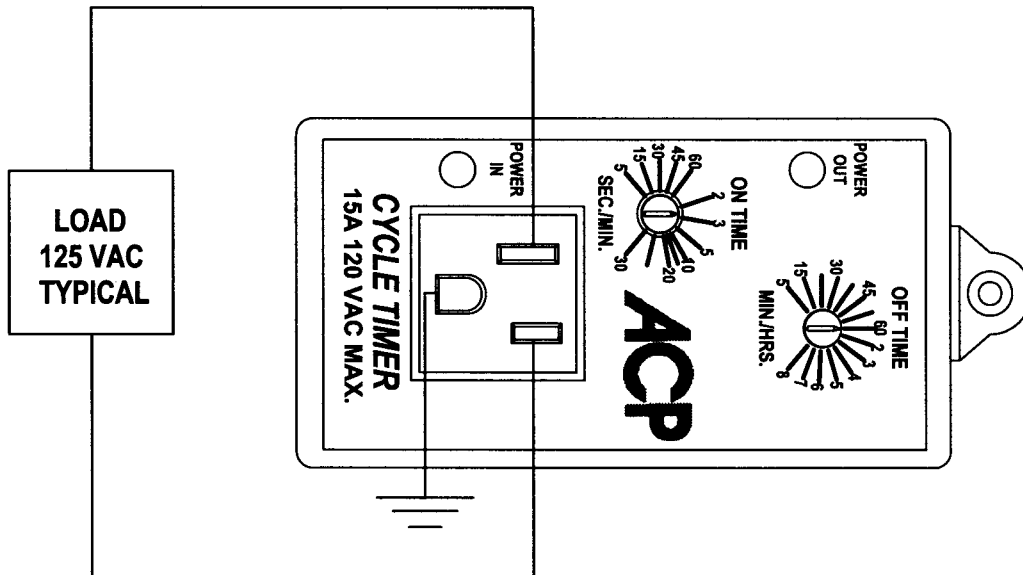
846K

REV

OUTLINE DRAWING



TYPICAL WIRING



MADE IN USA

AMERICAN CONTROL PRODUCTS
 A DIV. OF PRECISION TIMER CO., INC.
 47 WESTBROOK INDUSTRIAL PARK ROAD
 WESTBROOK, CT. 06498

PHONE: (860)399-6253
 E-MAIL: info@precisiontimer.com

FAX: (860)399-5619
 Web Site: precisiontimer.com

TECHNICAL BULLETIN

SOLID STATE TIMING MODULE

PAGE 2
 OF 2

DATE
 1-14-04

846K

REV