

# TIMING MODULE

**UL** **SP**  
E75633 LR46938

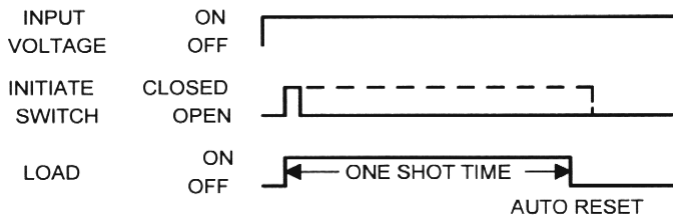
**FULLY SOLID STATE** **ENCAPSULATED**  
**ONE AMPERE LOAD RATING**  
**Series 604H - ONE SHOT**  
**CMOS DIGITAL CIRCUITRY**

- Life Expectancy –unlimited
- Environment Protected
- Tamper Proof
- No False Operate
- Small Size – 2"x 2" x 53/64"
- Lightweight – approximately 2.5 oz.
- Rugged

Input power is applied continuously. The first closure, momentary or sustained, of a normally open initiate switch simultaneously starts timing of the preset delay period, and turns the load ON. At the end of the preset delay time the load turns OFF. Should a sustained initiate switch closure be used to start timing it is necessary to open this switch to permit reset of the timer before the next cycle can occur. Re-closure of the initiate switch during timing has no effect.

Control the timing of valves, SFHP motors, lamps, relays, magnetic line starters, and actuators rated less than 1 ampere (10 amps inrush). CMOS digital circuitry, with solid state output switching. P/C boards and internal components are encapsulated in a flame retardant molded housing, fitted with quick connect wiring terminals. Available in all standard voltages and frequencies. Fixed or adjustable timing from .1 seconds to 24 hours.

## TIMING DIAGRAM



## SPECIFICATIONS

1. Repeat Accuracy:  $\pm 0.1\%$  or 16 ms. Whichever is greater
2. Combined Effect of Temperature and Voltage upon Repeat Accuracy:  $\pm 1\%$
3. Reset Time: 150 ms.
4. Operating Voltage Tolerance:  $\pm 20\%$
5. Load Current: Steady State – 8 ma. Min., 1 Ampere Max.
6. Voltage Drop: 1.5V Typical at 1 Ampere
7. Leakage Current: 5 ma.
8. Dielectric Strength: 1500 VRMS
9. Insulation Resistance: 100 Megohms Min.
10. Input Transient Protection: 3000V 120V UNITS, 6000V 240V units
11. Temperature Ambients: Operating -40°C to +70°C, Storage -55°C to +70°C
12. Humidity-Operating: 95% Relative
13. Linearity (Option A or D):  $\pm 5\%$  Minimum from 10% to 90% of ra
14. Timing Tolerance:  $\pm 9\%$  + Tolerance of Rt Std.,  $\pm 5\%$  Special (Fixed)

## HOW TO ORDER 604H – (T) (V) (P)

SERIES	(T) = TIME RANGE	(V)=VOLTAGE	(P) = OPTIONS
<b>604H</b>	P = 0.1 - 5 SEC.	1 = 12VDC	O - CUSTOMER SUPPLIES OWN POTENTIOMETER OR RESISTOR A - POTENTIOMETER SUPPLIED AS LOOSE PART *B - EXTERNALLY INSTALLED RESISTOR *C - FACTORY FIXED INTERNAL D - TRIMMER POTENTIOMETER INSTALLED ON TERMINALS R - INTERNAL POTENTIOMETER WITH THRU SHAFT S - INTERNAL POTENTIOMETER WITH SCREWDRIVER SLOT
	1 = 0.1 - 10 SEC.	2 = 24VDC	
	L = 0.2 - 20 SEC.	3 = 48VDC	
	J = 0.3 - 30 SEC.	4 = 24VAC	
	M = 0.6 - 60 SEC.	5 = 120VAC	
	2 = 1 - 100 SEC.	6 = 240VAC	
	K = 1.2 - 120 SEC.		
	F = 2 - 180 SEC.		
	E = 3 - 300 SEC.		
	3 = 10 - 1000 SEC.		
	4 = 0.1 - 10 MIN.		
	G = 0.3 - 30 MIN.		
	H = 0.6 - 60 MIN.		
	5 = 1 - 100 MIN.		
V = 3 - 300 MIN.			
6 = 10 - 1000 MIN.			
D = 1 - 24 HRS.			

*\* For Fixed Time Specify The Value In Seconds, Minutes, Or Hours*

**MADE IN USA**

**EXAMPLE P/N: 604H-36C/200S** This is an ONE SHOT 1A Rated Solid State Timer with a 200 second DELAY and an INPUT VOLTAGE of 240 VAC. The DELAY is FACTORY FIXED INTERNAL calibration.

**AMERICAN CONTROL PRODUCTS**  
A DIV. OF PRECISION TIMER CO., INC.  
47 WESTBROOK INDUSTRIAL PARK ROAD  
WESTBROOK, CT. 06498

PHONE: (860)399-6253  
EMAIL: acp.precisiontimer@snet.net

FAX: (860)399-5619  
Web Site: precisiontimer.com

## TECHNICAL BULLETIN

### SOLID STATE TIMING MODULE

PAGE 1  
OF 2

DATE  
6-4-01

**604H**

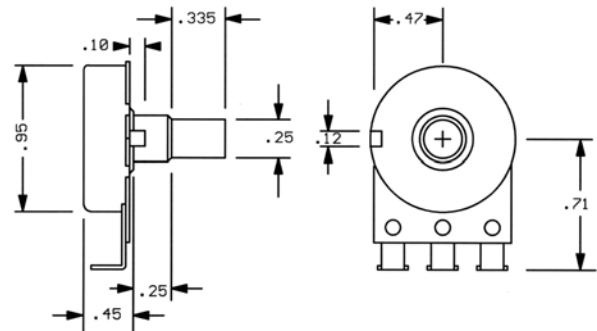
REV  
B

## CALIBRATION RESISTANCE VS TIME

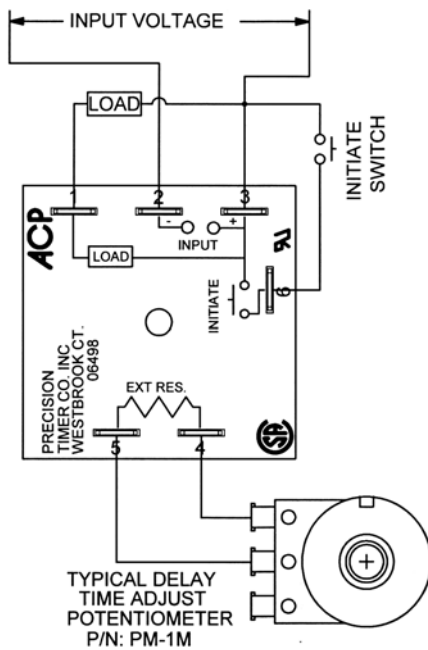


## ACCESSORIES – AVAILABLE FROM STOCK

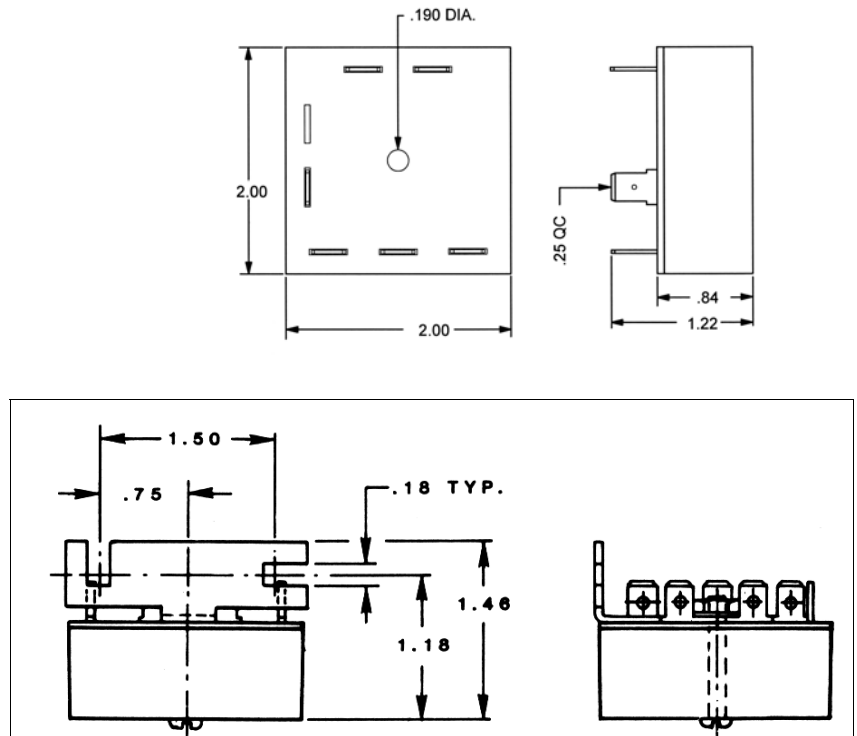
ORDER P/N: **PM – 1M 1 MEGOHM ± 20%**  
**PM – 100K 100 KOHM ± 20%**



## TYPICAL WIRING



## OUTLINE DRAWING



Order bracket mount model as: 604HBM – (T) (V) (P)

**MADE IN USA**

## AMERICAN CONTROL PRODUCTS

A DIV. OF PRECISION TIMER CO., INC.  
 47 WESTBROOK INDUSTRIAL PARK ROAD  
 WESTBROOK, CT. 06498

PHONE: (860)399-6253  
 EMAIL: info@precisiontimer.com

FAX: (860)399-5619  
 Web Site: precisiontimer.com

## TECHNICAL BULLETIN

## SOLID STATE TIMING MODULE

PAGE 2  
 OF 2

DATE  
 6-4-01

**604H**

REV  
 B