

TIMING MODULE

UL **SP**
E75633 LR46938

FULLY SOLID STATE ENCAPSULATED
ONE AMPERE LOAD RATING

Series 605 - RECYCLE / FLASHER CMOS DIGITAL CIRCUITRY

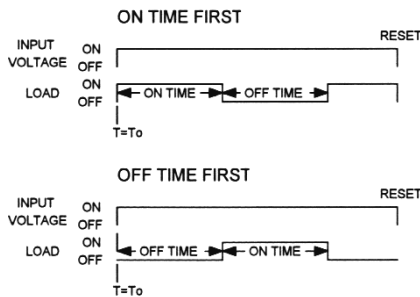


- Life Expectancy –unlimited
- Environment Protected
- Tamper Proof
- No False Operate
- Small Size – 2"x 2" x 53/64"
- Lightweight – approximately 2.5 oz.
- Rugged

Application of power simultaneously initiates timing and turns ON the load. The load will remain ON for a period of time determined by the calibration resistance after which time the load is turned OFF for an equal period of time. The ON/OFF cycling of the load will continue until power is removed. Removal or interruption of power at any time will cause the timer to reset to T = 0. ON time = OFF time. This unit is available with OFF time occurring first, refer to the table below and the timing diagram.

Control the timing of valves, SFHP motors, lamps, relays, magnetic line starters, and actuators rated less than 1 ampere (10 amps inrush). CMOS digital circuitry, with solid state output switching. P/C boards and internal components are encapsulated in a flame retardant molded housing, fitted with quick connect wiring terminals. Available in all standard voltages and frequencies. Fixed or adjustable timing from .1 seconds to 24 hours.

TIMING DIAGRAM



SPECIFICATIONS

1. Repeat Accuracy: $\pm 0.1\%$ or 16 ms. Whichever is greater
2. Combined Effect of Temperature and Voltage upon Repeat Accuracy: $\pm 1\%$
3. Reset Time: 150 ms.
4. Operating Voltage Tolerance: $\pm 20\%$
5. Load Current: Steady State – 8 ma. Min., 1 Ampere Max.
6. Voltage Drop: 1.5V Typical at 1 Ampere
7. Leakage Current: 5 ma.
8. Dielectric Strength: 1500 VRMS
9. Insulation Resistance: 100 Megohms Min.
10. Input Transient Protection: 3000V 120V UNITS, 6000V 240V units
11. Temperature Ambients: Operating -40°C to $+70^{\circ}\text{C}$, Storage -55°C to $+70^{\circ}\text{C}$
12. Humidity-Operating: 95% Relative
13. Linearity(Option A or D): $\pm 5\%$ Minimum from 10% to 90% of range
14. Timing Tolerance: $\pm 9\%$ + Tolerance of Rt Std., $\pm 5\%$ Special (Fixed)

HOW TO ORDER 605 OR 605R – (T) (V) (P)

SERIES	(T) = TIME RANGE	(V)=VOLTAGE	(P) = OPTIONS
605 ON FIRST 605R OFF FIRST	P = 0.1 - 5 SEC. 1 = 0.1 - 10 SEC. L = 0.2 - 20 SEC. J = 0.3 - 30 SEC. M = 0.6 - 60 SEC. 2 = 1 - 100 SEC. K = 1.2 - 120 SEC. F = 2 - 180 SEC. E = 3 - 300 SEC. 3 = 10 - 1000 SEC. 4 = 0.1 - 10 MIN. G = 0.3 - 30 MIN. H = 0.6 - 60 MIN. 5 = 1 - 100 MIN. V = 3 - 300 MIN. 6 = 10 - 1000 MIN. D = 1 - 24 HRS.	1 = 12VDC 2 = 24VDC 3 = 48VDC 4 = 24VAC 5 = 120VAC 6 = 240VAC	O - CUSTOMER SUPPLIES OWN POTENTIOMETER OR RESISTOR A - POTENTIOMETER SUPPLIED AS LOOSE PART *B - EXTERNALLY INSTALLED RESISTOR *C - FACTORY FIXED INTERNAL D - TRIMMER POTENTIOMETER INSTALLED ON TERMINALS R - INTERNAL POTENTIOMETER WITH THRU SHAFT S - INTERNAL POTENTIOMETER WITH SCREWDRIVER SLOT <div style="border: 1px solid black; padding: 5px; text-align: center;"> <i>* For Fixed Time Specify The Value In Seconds, Minutes, Or Hours</i> </div>
	MADE IN USA		

EXAMPLE P/N: 605-25C/1S This is a RECYCLE/FLASHER 1A Rated Solid State Timer with a 1 second ON/OFF TIME (equivalent to 30 FPM) and an INPUT VOLTAGE of 120 VAC. The ON/OFF time is factory fixed internal.

AMERICAN CONTROL PRODUCTS
A DIV. OF PRECISION TIMER CO., INC.
47 WESTBROOK INDUSTRIAL PARK ROAD
WESTBROOK, CT. 06498

PHONE: (860)399-6253
EMAIL: info@precisiontimer.com

FAX: (860)399-5619
Web Site: precisiontimer.com

TECHNICAL BULLETIN

SOLID STATE TIMING MODULE

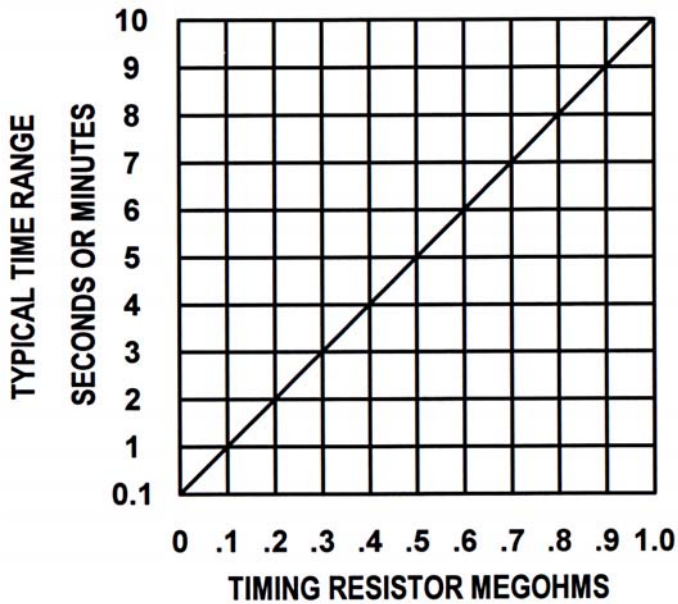
PAGE 1
OF 2

DATE
6-4-01

605

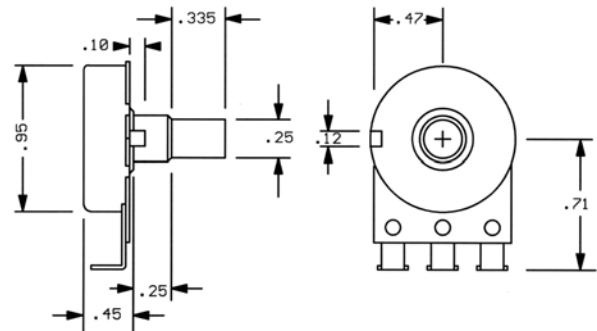
REV
B

CALIBRATION RESISTANCE VS TIME

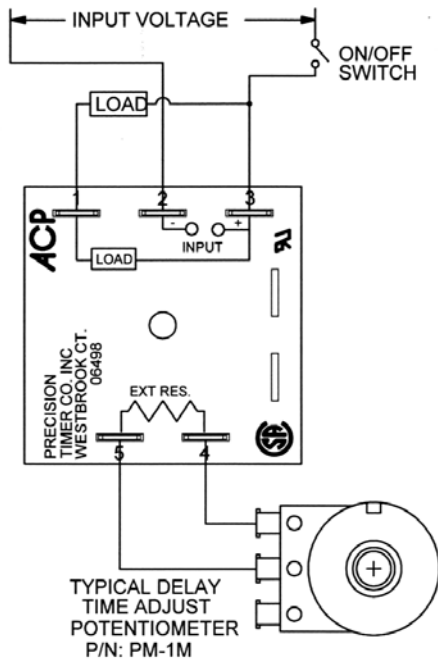


ACCESSORIES – AVAILABLE FROM STOCK

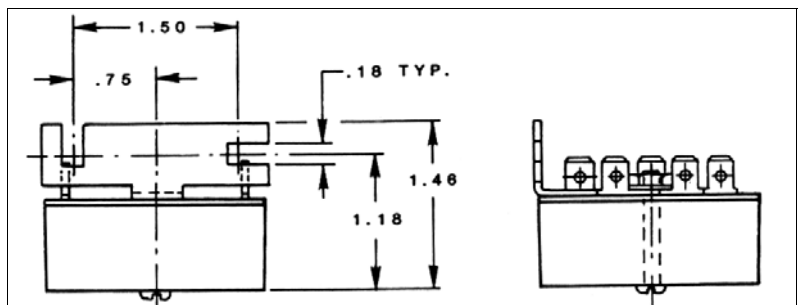
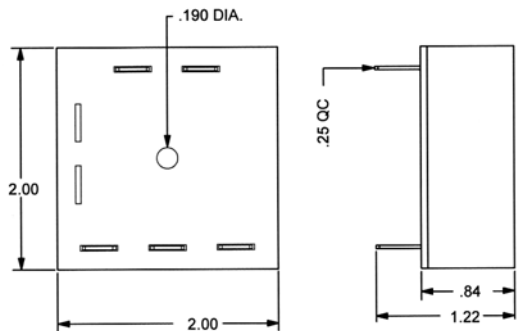
ORDER P/N: **PM – 1M 1 MEGOHM ± 20%**
PM – 100K 100 KOHM ± 20%



TYPICAL WIRING



OUTLINE DRAWING



Order bracket mount model as: **605BM – (T) (V) (P)**
605RBM (T) (V) (P)

MADE IN USA

AMERICAN CONTROL PRODUCTS
 A DIV. OF PRECISION TIMER CO., INC.
 47 WESTBROOK INDUSTRIAL PARK ROAD
 WESTBROOK, CT. 06498

PHONE: (860)399-6253
 EMAIL: info@precisiontimer.com

FAX: (860)399-5619
 Web Site: precisiontimer.com

TECHNICAL BULLETIN

SOLID STATE TIMING MODULE

PAGE 2
 OF 2

DATE
 6-4-01

605

REV
 B