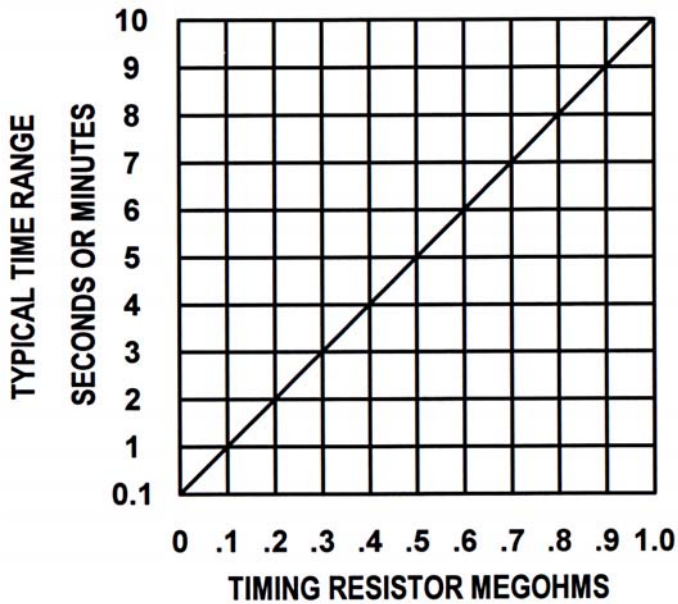
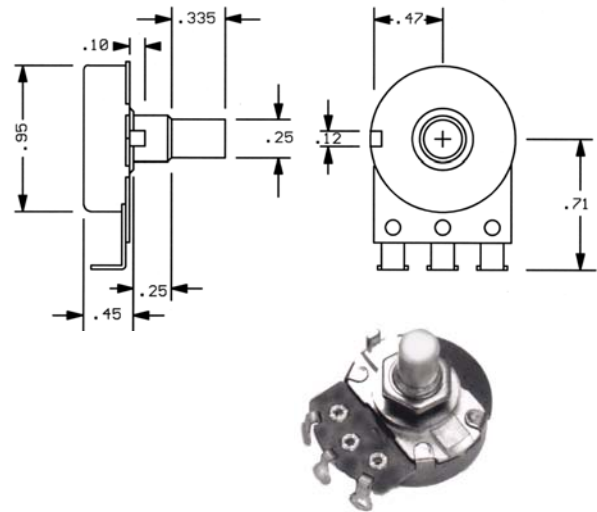


CALIBRATION RESISTANCE VS TIME



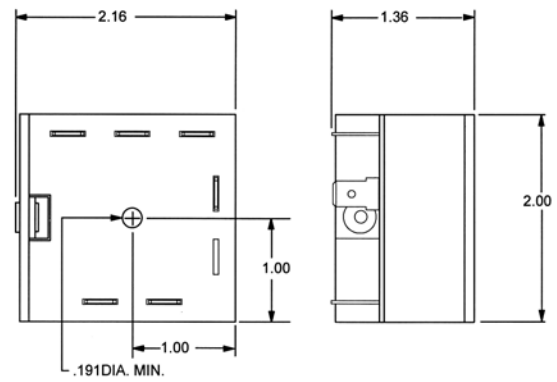
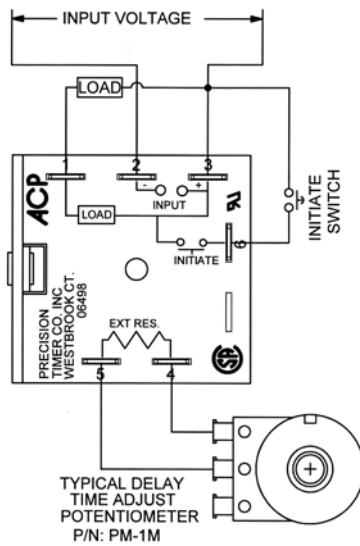
ACCESSORIES – AVAILABLE FROM STOCK

ORDER P/N: **PM – 1M 1 MEGOHM ± 20%**
PM – 100K 100 KOHM ± 20%

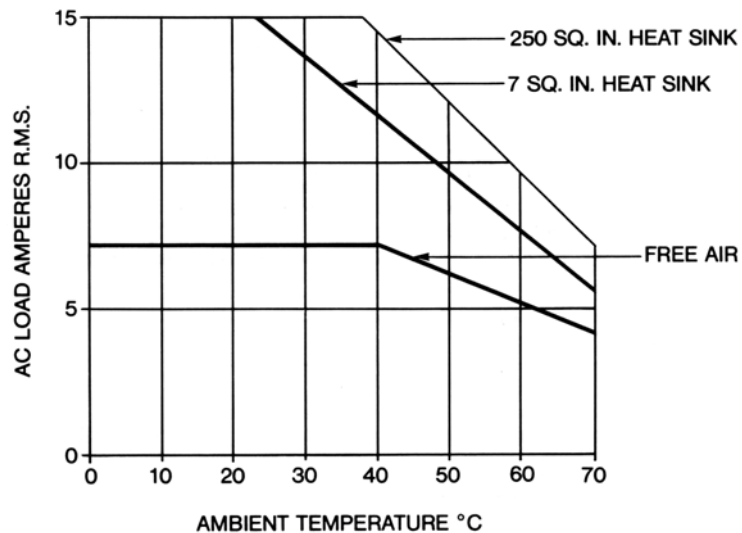


OUTLINE DRAWING

TYPICAL WIRING



TYPICAL DERATING



Current Designation	HORSEPOWER	
	120 V	240V
A	1/8	1/6
B	1/4	1/2
C	1/3	1

NOTE: Thermal joint compound is necessary to insure proper heat transfer from the Timing Module mounting surface to the heat sink.

MADE IN USA

AMERICAN CONTROL PRODUCTS

A DIV. OF PRECISION TIMER CO., INC.
 47 WESTBROOK INDUSTRIAL PARK ROAD
 WESTBROOK, CT. 06498

PHONE: (860)399-6253
 EMAIL: info@precisiontimer.com

FAX: (860)399-5619
 Web Site: precisiontimer.com

TECHNICAL BULLETIN

SOLID STATE TIMING MODULE

PAGE 2
 OF 2

DATE
 6-4-01

642H

REV
 B