



HORSE POWER RATED

HIGH CURRENT TIMING MODULE

FULLY SOLID STATE ENCAPSULATED
RATED TO 15 AMPERE / 1HP

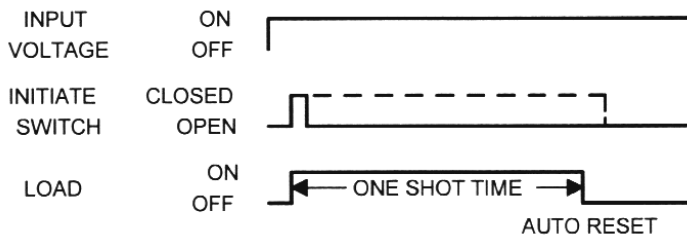


Series 644G – ONE SHOT CMOS DIGITAL CIRCUITRY

- Life Expectancy –unlimited
- Environment Protected
- Tamper Proof
- No False Operate
- Switches 1800W @120V, 3600W @ 240V
- Small Size – 2" x 2" x 15/16"
- Lightweight – approximately 2.5 oz.
- Rugged
- Transient Protected to 6000V
- Choice of 5, 10, 15 Amp. Load Rating

Input power is applied continuously. A normally open isolated initiate switch closure simultaneously starts timing of the preset delay time and causes the solid state load switch to turn the load ON. At the end of the preset delay period, the load turns OFF. Should a sustained initiate switch closure be used to start timing it is necessary to open this circuit to permit reset of the timer before the next cycle can occur. Control the timing of high power electric heaters, motors, lamps, transformers and other high current loads rated less than 15 amps (150 amps inrush). CMOS digital circuitry is combined with a high current solid state switch. P/C board and internal components are encapsulated in a flame retardant molded housing, fitted with quick connect wiring terminals. Available in all standard voltages and frequencies. Fixed or adjustable timing from .1 seconds to 24 hours.

TIMING DIAGRAM



SPECIFICATIONS

1. Repeat Accuracy: $\pm 0.25\%$
2. Combined Effect of Temperature and Voltage upon Repeat Accuracy: $\pm 2\%$
3. Reset Time: 150 ms.
4. Operating Voltage Tolerance: $\pm 20\%$
5. Load Current: Steady State – 80 ma. Min., 5 Amps, 10 Amps, or 15 Amps Max.
6. Voltage Drop: 2.5V Typical at 15 Ampere
7. Leakage Current: 7 ma. max.
8. Dielectric Strength: 1500 VRMS
9. Insulation Resistance: 100 Megohms Min.
10. Input Transient Protection: 3000V 120V UNITS, 6000V 240V units
11. Temperature Ambients: Operating -40°C to $+70^{\circ}\text{C}$ Storage -55°C to $+70^{\circ}\text{C}$
12. Humidity-Operating: 95% Relative
13. Linearity(Option A or D): $\pm 5\%$ Minimum from 10% to 90% of range
14. Timing Tolerance: $\pm 9\%$ + Tolerance of Rt Std., $\pm 5\%$ Special (Fixed)
15. Maximum Allowable Bracket Temperature: 80°C
16. Isolation Output Switch to Bracket: 2500 VRMS
17. Maximum Inrush: 10 Times Rated Load Current

HOW TO ORDER 644G(I) – (T) (V) (P)

SERIES	(I) = CURRENT	(T) = TIME RANGE	(V)=VOLTAGE	(P) = OPTIONS
644G	A = 5 AMP	P = 0.1 - 5 SEC.	4 = 24VAC	O - CUSTOMER SUPPLIES OWN POTENTIOMETER OR RESISTOR A - POTENTIOMETER SUPPLIED AS LOOSE PART *B - EXTERNALLY INSTALLED RESISTOR *C - FACTORY FIXED INTERNAL D - TRIMMER POTENTIOMETER INSTALLED ON TERMINALS R - INTERNAL POTENTIOMETER WITH THRU SHAFT S - INTERNAL POTENTIOMETER WITH SCREWDRIVER SLOT
	B = 10 AMP	1 = 0.1 - 10 SEC.	5 = 120VAC	
	C = 15 AMP	L = 0.2 - 20 SEC.	6 = 240VAC	
		J = 0.3 - 30 SEC.		
		M = 0.6 - 60 SEC.		
		2 = 1 - 100 SEC.		
		K = 1.2 - 120 SEC.		
		F = 2 - 180 SEC.		
		E = 3 - 300 SEC.		
		3 = 10 - 1000 SEC.		
		4 = 0.1 - 10 MIN.		
		G = 0.3 - 30 MIN.		
		H = 0.6 - 60 MIN.		
	5 = 1 - 100 MIN.			
	V = 3 - 300 MIN.			
	6 = 10 - 1000 MIN.			
	D = 1 - 24 HRS.			

** For Fixed Time Specify The Value In Seconds, Minutes, Or Hours*

MADE IN USA

EXAMPLE P/N: 644GA-D4C/6M This is a ONE SHOT 5 AMP Rated Solid State Timer with a fixed 6 minute DELAY and an INPUT VOLTAGE of 24 VAC. The delay time is factory fixed internal.

AMERICAN CONTROL PRODUCTS
A DIV. OF PRECISION TIMER CO., INC.
47 WESTBROOK INDUSTRIAL PARK ROAD
WESTBROOK, CT. 06498

PHONE: (860)399-6253
EMAIL: info@precisiontimer.com

FAX: (860)399-5619
Web Site: precisiontimer.com

TECHNICAL BULLETIN

SOLID STATE TIMING MODULE

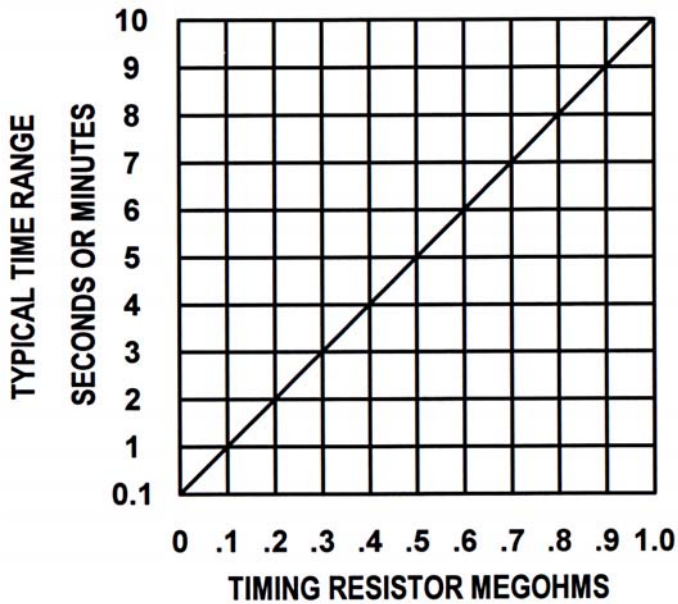
PAGE 1
OF 2

DATE
6-4-01

644G

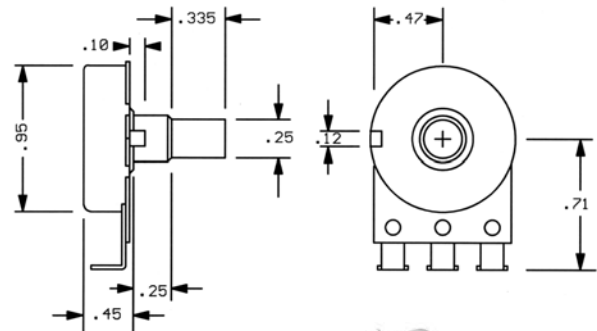
REV
B

CALIBRATION RESISTANCE VS TIME

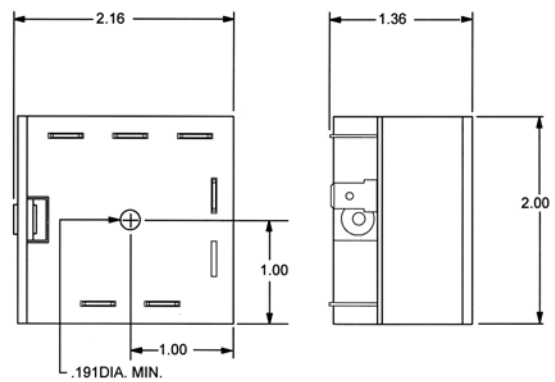


ACCESSORIES – AVAILABLE FROM STOCK

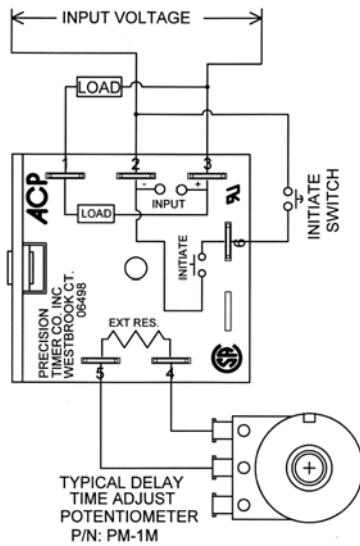
ORDER P/N: **PM – 1M 1 MEGOHM ± 20%**
PM – 100K 100 KOHM ± 20%



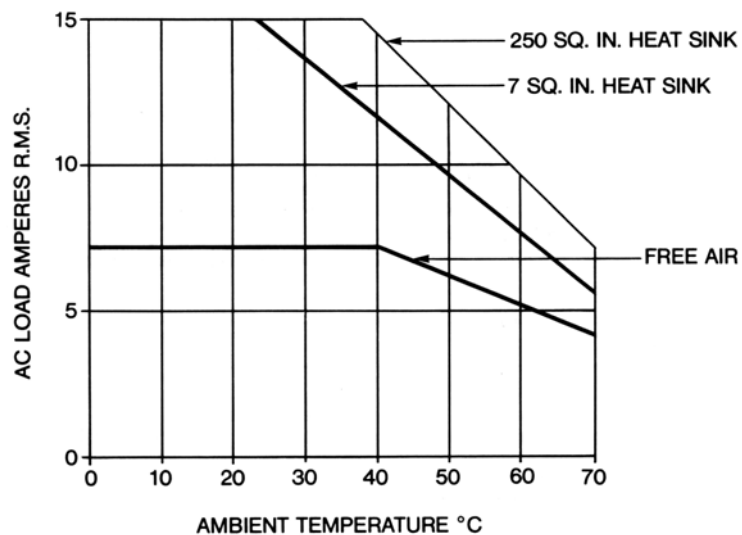
OUTLINE DRAWING



TYPICAL WIRING



TYPICAL DERATING



Current Designation	HORSEPOWER	
	120 V	240V
A	1/8	1/6
B	1/4	1/2
C	1/3	1

NOTE: Thermal joint compound is necessary to insure proper heat transfer from the Timing Module mounting surface to the heat sink.

MADE IN USA

AMERICAN CONTROL PRODUCTS

A DIV. OF PRECISION TIMER CO., INC.
 47 WESTBROOK INDUSTRIAL PARK ROAD
 WESTBROOK, CT. 06498

PHONE: (860)399-6253
 EMAIL: info@precisiontimer.com

FAX: (860)399-5619
 Web Site: precisiontimer.com

TECHNICAL BULLETIN

SOLID STATE TIMING MODULE

PAGE 2
 OF 2

DATE
 6-4-01

644G

REV
 B