

HORSEPOWER RATED

# HIGH CURRENT TIMING MODULE

FULLY SOLID STATE ENCAPSULATED  
 RATED TO 15 AMPERE / 1HP  
**Series M641 - ON DELAY**  
 CMOS DIGITAL CIRCUITRY


**UL** **SP**  
 E98340 LR46938

- Life Expectancy –unlimited
- Environment Protected
- Tamper Proof
- No False Operate
- Switches 1800W @120V, 3600W @ 240V
- Small Size – 2"x 2" x 15/16"
- Lightweight – approximately 2.5 oz.
- Rugged
- Transient Protected to 6000V
- Choice of 5, 10, 15 Amp. Load Rating

A solid state switch turns the load ON at the end of the preset timed period and remains in this condition until power is removed. Power to the timer must be applied continuously throughout the timing period. Removal or interruption of power causes the timer to reset. Circuit design is such that interruption of power during timing will not cause momentary activation of the load.

Control the timing of high power electric heaters, motors, lamps, transformers and other high current loads rated less than 15 amps (150 amps inrush). CMOS digital circuitry is combined with a high current solid state switch. P/C board and internal components are encapsulated in a flame retardant molded housing, fitted with quick connect wiring terminals. Available in all standard voltages and frequencies. Fixed or adjustable timing from .1 seconds to 24 hours.

## TIMING DIAGRAM



## SPECIFICATIONS

1. Repeat Accuracy: ± 0.25%
2. Combined Effect of Temperature and Voltage upon Repeat Accuracy: ±2%
3. Reset Time: 150 ms.
4. Operating Voltage Tolerance: ± 20%
5. Load Current: Steady State – 80 ma. Min., 5 Amps, 10 Amps, or 15 Amps Max.
- 6 Voltage Drop: 2.5V Typical at 15 Ampere
7. Leakage Current: 7 ma. max.
8. Dielectric Strength: 1500 VRMS
9. Insulation Resistance: 100 Megohms Min.
10. Input Transient Protection: 3000V 120V UNITS, 6000V 240V units
11. Temperature Ambients: Operating -40°C to +70°C Storage -55°C to +70°C
12. Humidity-Operating: 95% Relative
13. Linearity(Option A or D ): ±5% Minimum from 10% to 90% of range
14. Timing Tolerance: ±9% + Tolerance of Rt Std., ±5% Special (Fixed)
15. Maximum Allowable Bracket Temperature: 80°C
16. Isolation Output Switch to Bracket: 2500 VRMS
17. Maximum Inrush: 10 Times Rated Load Current

## HOW TO ORDER M641(I) – (T) (V) (P)

SERIE	(I) = CURRENT	(T) = TIME RANGE	(V)=VOLTAGE	(P) = OPTIONS
M641	A = 5 AMP B = 10 AMP C = 15 AMP	P = 0.1 - 5 SEC. 1 = 0.1 - 10 SEC. L = 0.2 - 20 SEC. J = 0.3 - 30 SEC. M = 0.6 - 60 SEC. 2 = 1 - 100 SEC. K = 1.2 - 120 SEC. F = 2 - 180 SEC. E = 3 - 300 SEC. 3 = 10 - 1000 SEC. 4 = 0.1 - 10 MIN. G = 0.3 - 30 MIN. H = 0.6 - 60 MIN. 5 = 1 - 100 MIN. V = 3 - 300 MIN. 6 = 10 - 1000 MIN. D = 1 - 24 HRS.	4 = 24VAC 5 = 120VAC 6 = 240VAC	O - CUSTOMER SUPPLIES OWN POTENTIOMETER OR RESISTOR A - POTENTIOMETER SUPPLIED AS LOOSE PART *B - EXTERNALLY INSTALLED RESISTOR *C - FACTORY FIXED INTERNAL D - TRIMMER POTENTIOMETER INSTALLED ON TERMINALS R - INTERNAL POTENTIOMETER WITH THRU SHAFT S – INTERNAL POTENTIOMETER WITH SCREWDRIVER SLOT
	* For Fixed Time Specify The Value In Seconds, Minutes, Or Hours			
				<b>MADE IN USA</b>

**EXAMPLE P/N: M641A-340** This is an ON DELAY 5A Rated Solid State Timer with an adjustable 10 – 1000 second DELAY and an INPUT VOLTAGE of 24 VAC. The customer will supply the time adjust potentiometer or resistor.

**AMERICAN CONTROL PRODUCTS**  
 A DIV. OF PRECISION TIMER CO., INC.  
 47 WESTBROOK INDUSTRIAL PARK ROAD  
 WESTBROOK, CT. 06498

PHONE: (860)399-6253  
 EMAIL: info@precisiontimer.com

FAX: (860)399-5619  
 Web Site: precisiontimer.com

## TECHNICAL BULLETIN

### SOLID STATE TIMING MODULE

PAGE 1  
OF 2

DATE  
6-4-01

**M641**

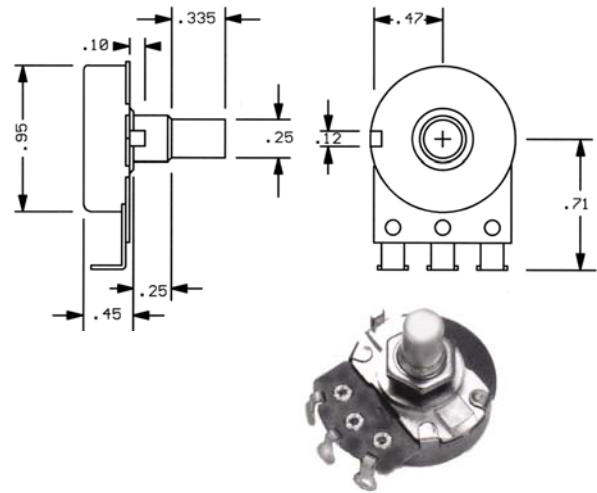
REV  
B

## CALIBRATION RESISTANCE VS TIME



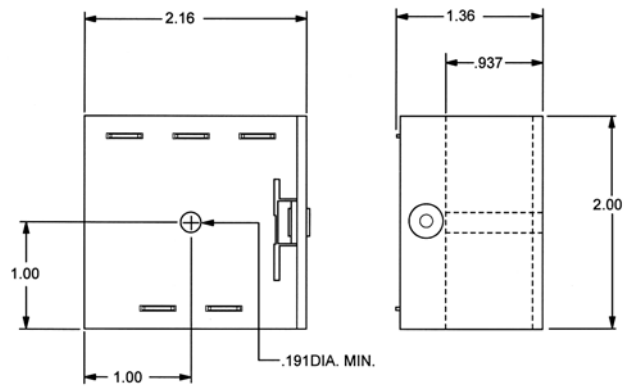
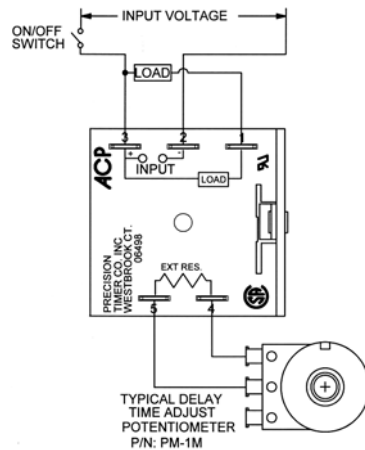
## ACCESSORIES – AVAILABLE FROM STOCK

ORDER P/N: **PM – 1M 1 MEGOHM ± 20%**  
**PM – 100K 100 KOHM ± 20%**



OUTLINE DRAWING

## TYPICAL WIRING



TYPICAL DERATING

Current Designation	HORSEPOWER	
	120 V	240V
A	1/8	1/6
B	1/4	1/2
C	1/3	1

**NOTE:** Thermal joint compound is necessary to insure proper heat transfer from the Timing Module mounting surface to the heat sink.

AMBIENT TEMPERATURE °C

MADE IN USA

**AMERICAN CONTROL PRODUCTS**  
 A DIV. OF PRECISION TIMER CO., INC.  
 47 WESTBROOK INDUSTRIAL PARK ROAD  
 WESTBROOK, CT. 06498

PHONE: (860)399-6253  
 EMAIL: info@precisiontimer.com

FAX: (860)399-5619  
 Web Site: precisiontimer.com

## TECHNICAL BULLETIN

### SOLID STATE TIMING MODULE

PAGE 2  
 OF 2

DATE  
 6-4-01

**M641**

REV  
 B