



SOLID STATE 10 AMP RATED PLUG IN TIMER

Series 633 – INTERVAL ON

CMOS DIGITAL CIRCUITRY

AC US

E98340

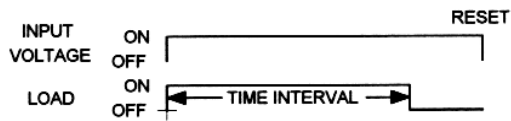


LR46938

- Dust Cover Protection
- Tamper Resistant
- No False Operate
- SPDT & DPDT Relay Output
- Reverse Polarity Protection on DC
- Lightweight – 4 oz.
- Compact Size
- Transient Protected to 6000V

Application of input voltage starts timing and the normally open relay contacts close to energize the load. At the end of the preset delay time the normally open contacts will open and the normally closed contacts will re-close. Input power must be removed to allow the timer to reset before the next cycle begins. Available in the time ranges and standard voltages shown below.

TIMING DIAGRAM



SPECIFICATIONS

1. Repeat Accuracy: $\pm 0.25\%$
2. Combined Effect of Temperature and Voltage upon Repeat Accuracy: $\pm 2\%$ of Setting
3. Reset Time: 150 ms.
4. Operating Voltage Tolerance: $\pm 20\%$
5. Load Current: 10 Amps Resistive at 120 / 240VAC or 28VDC
6. Dielectric Strength: 1500 VRMS
7. Insulation Resistance: 100 Megohms Min.
8. Input Transient Protection: 3000V 120V UNITS, 6000V 240V UNITS
9. Temperature Ambients: Operating -40°C to $+70^{\circ}\text{C}$ Storage -55°C to $+70^{\circ}\text{C}$
10. Humidity-Operating: 95% Relative
11. Linearity(Control K): $\pm 5\%$ Minimum from 10% to 90% of range
12. Timing Tolerance: $\pm 9\%$ + Tolerance of Rt Std., $\pm 5\%$ Special (Fixed)

HOW TO ORDER: 633-(T)(V)(C)/(P)R(H)

| SERIES | (T) = TIME RANGE | (V)=VOLTAGE | (C)=CONTROL | (P)=POLES | (H) = HEADER |
|--------------------|--------------------|-------------|--------------|-----------|--------------|
| 633 | P = 0.1 - 5 SEC. | 1 = 12VDC | F = FIXED | 1 = SPDT | 08 = 8 PIN |
| | 1 = 0.1 - 10 SEC. | 2 = 24VDC | E = EXTERNAL | 2 = DPDT | 11 = 11 PIN |
| | L = 0.2 - 20 SEC. | 3 = 48VDC | K = KNOB | 3 = 3PDT | |
| | J = 0.3 - 30 SEC. | 4 = 24VAC | | | |
| | M = 0.6 - 60 SEC. | 5 = 120VAC | | | |
| | 2 = 1 - 100 SEC. | 6 = 240VAC | | | |
| | K = 1.2 - 120 SEC. | 7 = 110VDC | | | |
| | F = 2 - 180 SEC. | | | | |
| | E = 3 - 300 SEC. | | | | |
| | 3 = 10 - 1000 SEC. | | | | |
| | 4 = 0.1 - 10 MIN. | | | | |
| | G = 0.3 - 30 MIN. | | | | |
| | H = 0.6 - 60 MIN. | | | | |
| 5 = 1 - 100 MIN. | | | | | |
| V = 3 - 300 MIN. | | | | | |
| 6 = 10 - 1000 MIN. | | | | | |
| D = 1 - 24 HRS. | | | | | |

FOR FIXED TIME SPECIFY THE VALUE IN SECONDS, MINUTES, OR HOURS

MADE IN USA

EXAMPLE P/N: 633-M5E/1R08 This is an INTERVAL ON, 10A Rated Timer with an External Adjustable .6-60SECOND DELAY TIME. The INPUT VOLTAGE is 120 VAC. The output contacts are SPDT, and the Header is 8 PIN.

AMERICAN CONTROL PRODUCTS

A DIV. OF PRECISION TIMER CO., INC.
47 WESTBROOK INDUSTRIAL PARK ROAD
WESTBROOK, CT. 06498

PHONE: (860)399-6253
EMAIL: info@precisiontimer.com

FAX: (860)399-5619
Web Site: precisiontimer.com

TECHNICAL BULLETIN

SOLID STATE PLUG IN TIMER

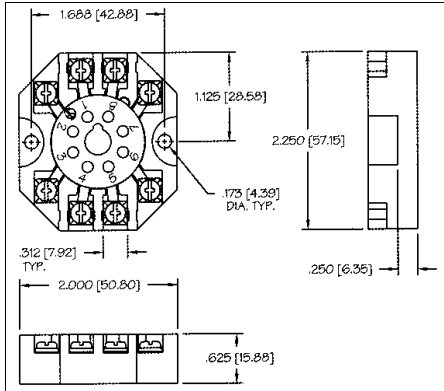


PAGE 1
OF 2

DATE
12-1-03

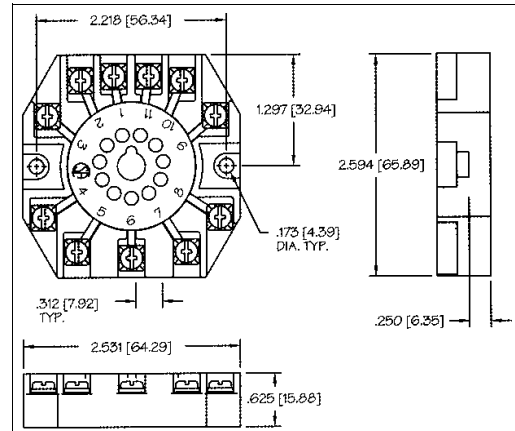
633

REV
B

ACCESSORY SOCKETS

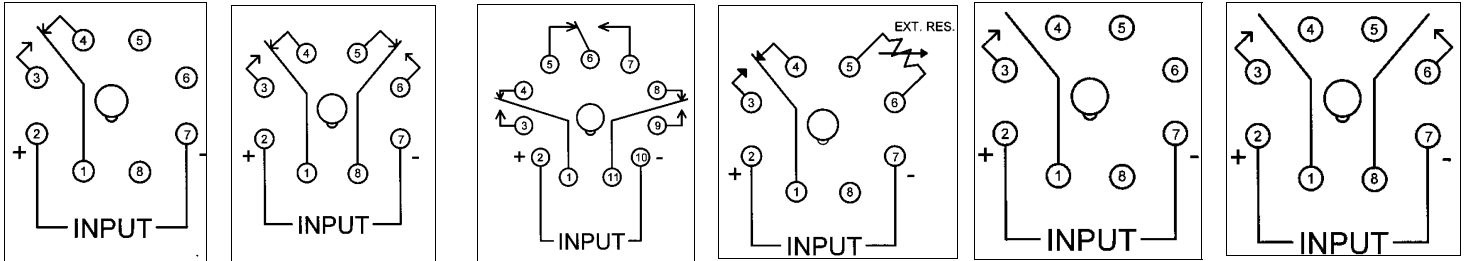


ORDER P/N BS8, 8 PIN SOCKET

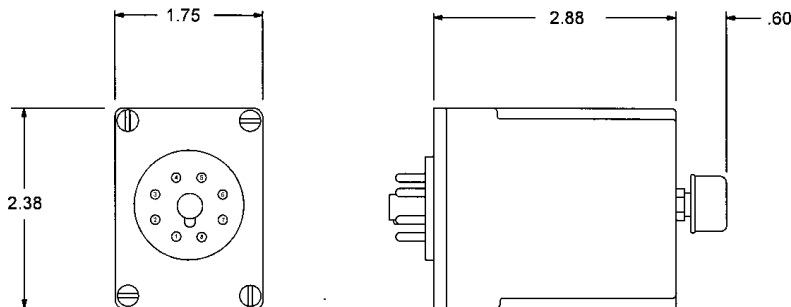


ORDER P/N BS11, 11 PIN SOCKET

STANDARD WIRING DIAGRAMS



OUTLINE DRAWING



MADE IN USA

AMERICAN CONTROL PRODUCTS
 A DIV. OF PRECISION TIMER CO., INC.
 47 WESTBROOK INDUSTRIAL PARK ROAD
 WESTBROOK, CT. 06498

PHONE: (860)399-6253
 EMAIL: info@precisiontimer.com

FAX: (860)399-5619
 Web Site: precisiontimer.com

TECHNICAL BULLETIN

SOLID STATE PLUG IN TIMER

PAGE 2
OF 2

DATE
12-1-03

633

REV
B