

HIGH CURRENT TIMING RELAY

SOLID STATE ENCAPSULATED MODULE

10 AMPERE RATING

Series 841J - ON DELAY

CMOS DIGITAL CIRCUITRY


CA US
E98340

- Environment Protected
- Tamper Proof
- No False Operate
- Small Size – 2" x 2" x 15/16"
- Lightweight – approximately 2.5 oz.
- Rugged
- Transient Protected to 6000V

Input power when applied starts the ON delay timing. When the preset time delay has run out the on board relay is energized and the load is turned ON. The load will remain ON until the input power is removed. Power must be applied during timing and after time out, or as long as necessary to keep the load energized. Momentary loss of power during timing will not cause momentary actuation of the load. Remove input voltage to reset.

Control the timing of high power electric heaters, lamps, transformers and other high current loads rated less than 10 amps Resistive. CMOS digital circuitry is combined with high current output relay contacts. P/C board and internal components are encapsulated in a flame retardant molded housing, fitted with quick connect wiring terminals. Available in all standard voltages and frequencies. Fixed or adjustable timing from .1 seconds to 24 hours.

TIMING DIAGRAM



SPECIFICATIONS

1. Repeat Accuracy: $\pm 0.25\%$
2. Combined Effect of Temperature and Voltage upon Repeat Accuracy: $\pm 2\%$
3. Reset Time: 15 ms.
4. Operating Voltage Tolerance: $\pm 20\%$
5. Load Current: 10 Amps Resistive at 120VAC, 5 Amps Resistive at 240VAC & 28VDC
6. Dielectric Strength: 1500 VRMS
7. Insulation Resistance: 100 Megohms Min.
8. Input Transient Protection: 3000V 120V UNITS, 6000V 240V UNITS
9. Temperature Ambients: Operating -40°C to +70°C Storage -55°C to +85°C
10. Humidity-Operating: 95% Relative
11. Linearity (Option A or D): $\pm 5\%$ Minimum from 10% to 90% of range
12. Timing Tolerance: $\pm 9\%$ + Tolerance of Rt Std., $\pm 5\%$ Special (Fixed)

HOW TO ORDER 841J – (T) (V) (P)

SERIES	(T) = TIME RANGE	(V)=VOLTAGE	(P) = OPTIONS
841J	P = 0.1 - 5 SEC.	1 = 12VDC	O - CUSTOMER SUPPLIES OWN POTENTIOMETER OR RESISTOR A - POTENTIOMETER SUPPLIED AS LOOSE PART *B - EXTERNALLY INSTALLED RESISTOR *C - FACTORY FIXED INTERNAL D - TRIMMER POTENTIOMETER INSTALLED ON TERMINALS R - INTERNAL POTENTIOMETER WITH THRU SHAFT S - INTERNAL POTENTIOMETER WITH SCREWDRIVER SLOT <div style="border: 1px solid black; padding: 5px; text-align: center;"> <i>* For Fixed Time Specify The Value In Seconds, Minutes, Or Hours</i> </div>
	1 = 0.1 - 10 SEC.	2 = 24VDC	
	L = 0.2 - 20 SEC.	3 = 48VDC	
	J = 0.3 - 30 SEC.	4 = 24VAC	
	M = 0.6 - 60 SEC.	5 = 120VAC	
	2 = 1 - 100 SEC.	6 = 240VAC	
	K = 1.2 - 120 SEC.	7 = 110VDC	
	F = 2 - 180 SEC.		
	E = 3 - 300 SEC.		
	3 = 10 - 1000 SEC.		
	4 = 0.1 - 10 MIN.		
	G = 0.3 - 30 MIN.		
	H = 0.6 - 60 MIN.		
	5 = 1 - 100 MIN.		
	V = 3 - 300 MIN.		
	6 = 10 - 1000 MIN.		
D = 1 - 24 HRS.			

MADE IN USA

EXAMPLE P/N: 841J-340 This is an ON DELAY 10A Rated Timer with an adjustable 10 – 1000 second DELAY and an INPUT VOLTAGE of 24 VAC. The customer will supply the time adjust potentiometer or resistor.

AMERICAN CONTROL PRODUCTS

A DIV. OF PRECISION TIMER CO., INC.
47 WESTBROOK INDUSTRIAL PARK ROAD
WESTBROOK, CT. 06498

PHONE: (860)399-6253
EMAIL: info@precisiontimer.com

FAX: (860)399-5619
Web Site: precisiontimer.com

TECHNICAL BULLETIN

SOLID STATE TIMING MODULE

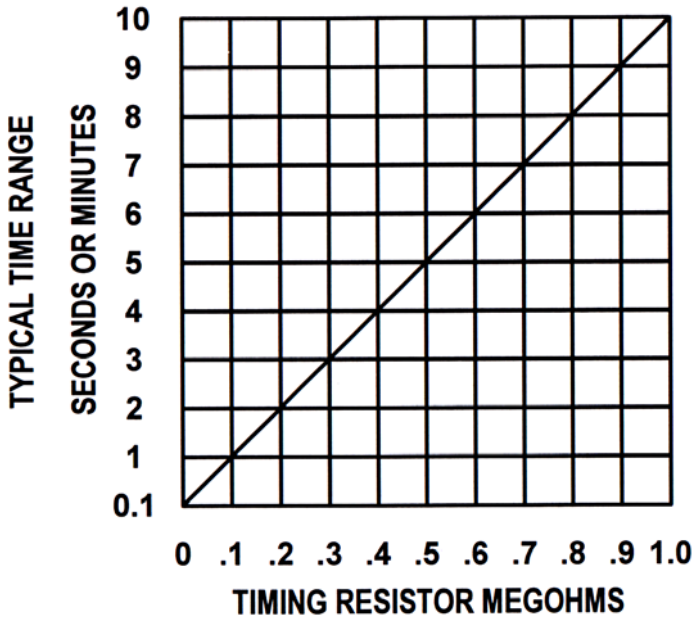
PAGE 1
OF 2

DATE
6-4-01

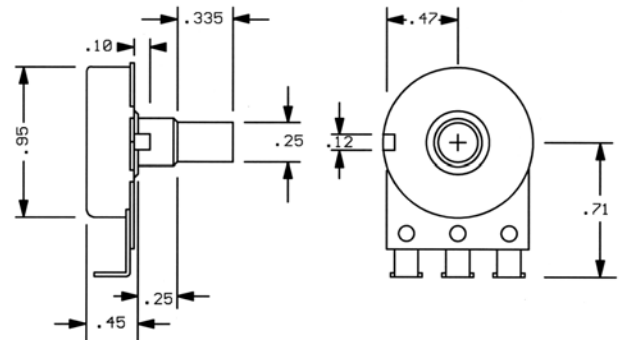
841J

REV
B

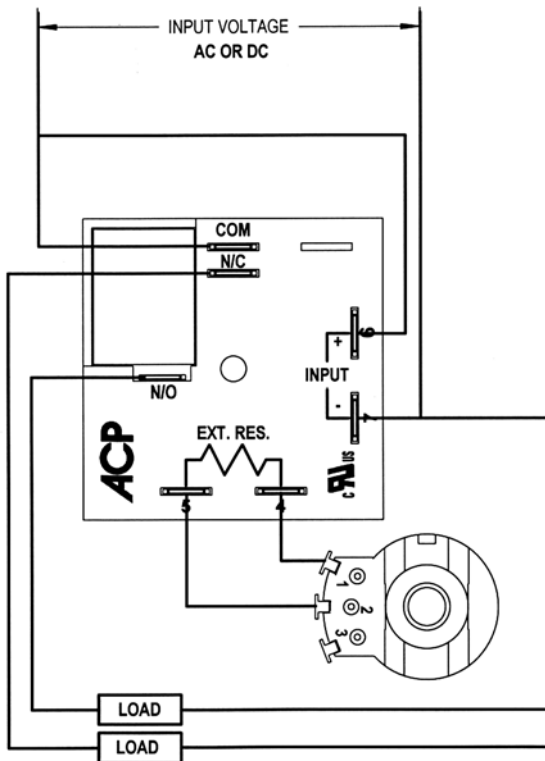
TYPICAL CALIBRATION RESISTANCE VS TIME



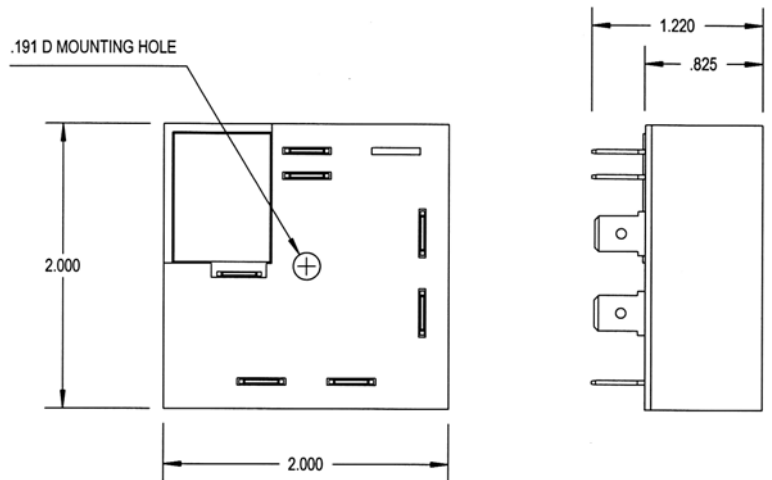
ACCESSORIES AVAILABLE FROM STOCK
CONTROL POTENTIOMETERS (OPTION A)
ORDER P/N PM-1M 1 MEGOHM ± 20%



TYPICAL WIRING



OUTLINE DRAWING



MADE IN USA

AMERICAN CONTROL PRODUCTS
 A DIV. OF PRECISION TIMER CO., INC.
 47 WESTBROOK INDUSTRIAL PARK ROAD
 WESTBROOK, CT. 06498

PHONE: (860)399-6253
 E-MAIL: info@precisiontimer.com

FAX: (860)399-5619
 Web Site: precisiontimer.com

TECHNICAL BULLETIN

SOLID STATE TIMING MODULE

PAGE 2
OF 2

DATE
6-4-01

841J

REV
B