

HIGH CURRENT TIMING RELAY

SOLID STATE

ENCAPSULATED MODULE

10 AMPERE RATING

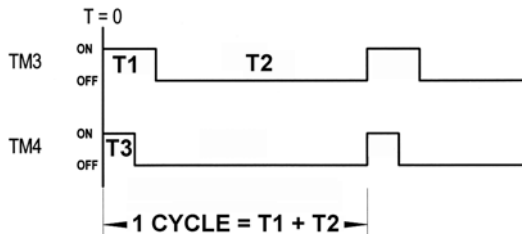
Series 8463J – PROGRAMMABLE RECYCLE / INTERVAL CMOS DIGITAL CIRCUITRY

- Environment Protected
- Tamper Proof
- No False Operate
- 2 SPST/NO Relay Outputs
- Small Size – 2" x 3" x 1¼"
- Lightweight – approximately 2.5 oz.
- Rugged
- Transient Protected to 6000V

Application of input voltage starts timing, turns the TM3 recycle load and the TM4 interval load ON. These loads will remain ON for their predetermined fixed times of T1 and T3 respectively, then turn OFF and remain OFF for the TM3 predetermined fixed OFF time T2. Cycling ON–INTERVAL/OFF will continue until power is removed. The T3 INTERVAL time is independently set and should be less than the T1 time. The T1 ON & T2 OFF times are independently preset and fixed. Interruption of the input voltage resets the time to T = 0.

Control the timing of high power electric heaters, lamps, transformers and other high current loads rated less than 10 amps Resistive. CMOS digital circuitry is combined with high current output relay contacts. P/C board and internal components are encapsulated in a flame retardant molded housing, fitted with quick connect wiring terminals. Available in all standard voltages and frequencies. Fixed timing only from 1 second to 120 minutes.

TIMING DIAGRAM



SPECIFICATIONS

1. Repeat Accuracy: ± 0.25%
2. Combined Effect of Temperature and Voltage upon Repeat Accuracy: ±2% of Setting
3. Reset Time: 150 ms.
4. Operating Voltage Tolerance: ± 20%
5. Load Current: 10 Amps Resistive at 120VAC, 5 Amps Resistive at 240VAC & 28VDC
6. Dielectric Strength: 1500 VRMS
7. Insulation Resistance: 100 Megohms Min.
8. Input Transient Protection: 3000V 120V UNITS, 6000V 240V UNITS
9. Temperature Ambients: Operating -40°C to +70°C Storage -55°C to +85°C
10. Humidity-Operating: 95% Relative

HOW TO ORDER 8463J – (T1) (T2) (T3) (V)

SERIES	(T1) = TM3 ON TIME	(T2) = TM3 OFF TIME	(T3) = TM4 INT. TIME	(V)=VOLTAGE
8463J	FIXED TIME SPECIFY IN SECONDS OR MINUTES	FIXED TIME SPECIFY IN SECONDS OR MINUTES	FIXED TIME SPECIFY IN SECONDS OR MINUTES	1 = 12VDC
	1 SEC TO 90 MINUTES	10 SECONDS TO 120 MINUTES	1 SECOND MIN. TO 90 MINUTES MAX. (SHOULD BE LESS THAN T1)	2 = 24VDC 3 = 48VDC 4 = 24VAC 5 = 120VAC 6 = 240VAC 7 = 110VDC

MADE IN USA

EXAMPLE P/N: 8463J-4M25M25S5 This is a PROGRAMMABLE RECYCLE/INTERVAL 10A Rated Timer with a fixed 4 MINUTE T1 ON TIME, a fixed 25 MINUTE T2 OFF TIME, and a 25 SECOND T3 INTERVAL TIME. The INPUT VOLTAGE is 120 VAC.

AMERICAN CONTROL PRODUCTS

A DIV. OF PRECISION TIMER CO., INC.
47 WESTBROOK INDUSTRIAL PARK ROAD
WESTBROOK, CT. 06498

PHONE: (860)399-6253
EMAIL: info@precisiontimer.com

FAX: (860)399-5619
Web Site: precisiontimer.com

TECHNICAL BULLETIN

SOLID STATE TIMING MODULE

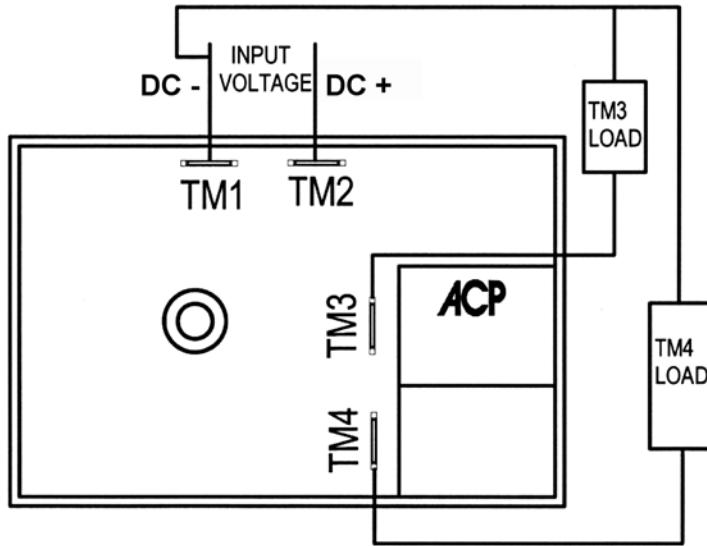
PAGE 1
OF 2

DATE
8 - 1 - 01

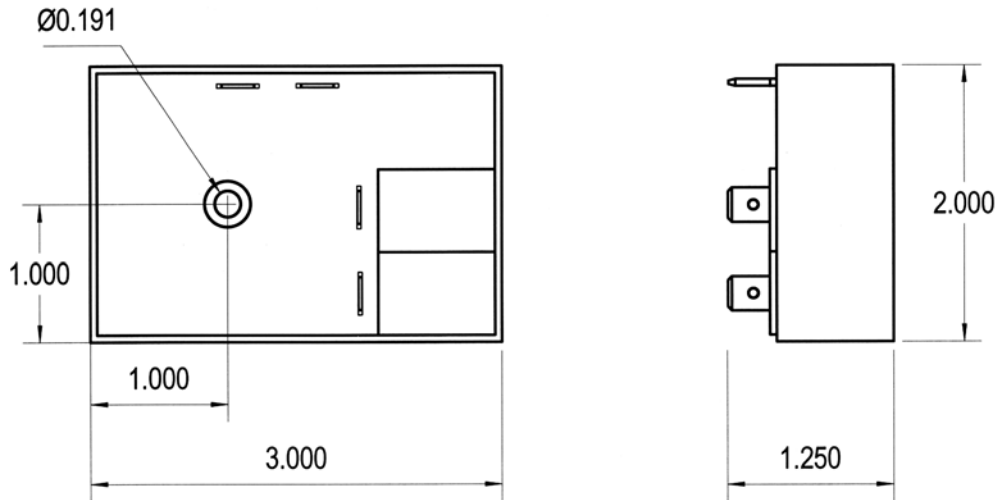
8463J

REV
B

TYPICAL WIRING



OUTLINE DRAWING



MADE IN USA

AMERICAN CONTROL PRODUCTS
 A DIV. OF PRECISION TIMER CO., INC.
 47 WESTBROOK INDUSTRIAL PARK ROAD
 WESTBROOK, CT. 06498

PHONE: (860)399-6253
 E-MAIL: info@precisiontimer.com

FAX: (860)399-5619
 Web Site: precisiontimer.com

TECHNICAL BULLETIN

SOLID STATE TIMING MODULE

PAGE 2
 OF 2

DATE
 8 - 1 - 01

8463J

REV
 B